

Cybersecurity

Rainbow Table Attack Lab

Contributions by Wilson Innovative Solutions LLC



CYBER.ORG

Rainbow Table Attack Lab

- In this lab students will perform password cracking via the use of rainbow tables.
- Materials needed
 - Kali Linux
- Software Tools used
 - rainbowcrack (Password Cracking Tool)



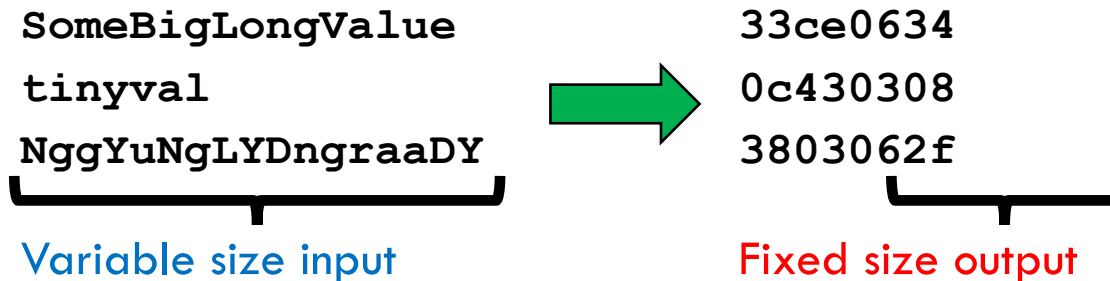
Objectives Covered

- Security+ Objectives (SY0-601)
 - Objective 1.2 - Given a scenario, analyze potential indicators to determine the type of attack.
 - Password attacks
 - Rainbow tables
 - Objective 4.1 - Given a scenario, use the appropriate tool to assess organizational security.
 - Password crackers



What is a Hash?

- A hashing algorithm is an algorithm that converts input data (or a message) of varying size to a hash output of a fixed size
- A hash is a one-way function, impossible to revert.
- Generally, the longer the fixed output the less possibility of collisions (two inputs producing the same output), thus the more secure the hashing algorithm



What is a Rainbow Table?

- Pre-calculated series of hashes using known hashing algorithms
- Commonly used for cracking passwords
 - Find the matching hash string of text
 - Look up the input text that gave the result
 - *Voila!* There's the password/input string
- Rainbow tables are application-specific
 - Built for each different application or OS
 - No one table for all uses

Plaintext	MD5 Checksum
Alice	64489c85dc2fe0787b85cd87214b3810
Bob	2fc1c0beb992cd7096975cfebf9d5c3b
Carol	150c16d9d096e70af3596111d7402397
Dave	083d9a270e6e16b2fbb08d35067aae5f



How does a Rainbow Table work?

- Get the first x characters of a hash
 - Hash these characters
- Get the first x characters of *that* hash
 - Hash *these* characters
- Do this repeatedly...
 - This creates a "chain"
 - Each chain can be referred to as a color "red" (first hash), "orange" (second hash), "yellow" (third hash), etc.
- After obtaining enough chains, they create a table
 - A table of all the colors... like a rainbow. Hence a "rainbow table".
- Only store the plaintext and final hash value for each chain
 - All values in between plaintext and final hash can be re-computed as needed



How does a Rainbow Table work?

- To use the table, take the first **x** characters of the target hashed password and look for a match in the table.
 - If a match is not found, take the first **x** characters, hash, and search again
 - If a match *is* found, you know the plaintext at the front of that chain is part of the target password – this narrows the search by **x** characters.
 - Take the next **x** characters and start the process again
- It is a narrowing down of the thousand and millions of possibilities



Rainbow Tables vs. Brute Force

- Advantages of a Rainbow Table
 - No need to match the whole string, looking for parts
 - Not trying all values, only searching a table (fast)
 - Can be done offline
 - System does not know attempts are being made to crack the password of its users!
- Advantages of a Brute Force
 - Does not need to store the large Rainbow Table dataset
 - Which can be large! Can be *gigs* of text or even terabytes
 - Works for all passwords, just takes time (*lots and lots and lots of time*)



The Rainbow Table Attack Lab

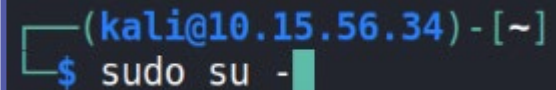
- Log into Kali Linux
- Create Rainbow Table
- Create Hashes from example passwords
- Use Rainbowcrack to crack a hash
- Use Rainbowcrack to crack a file of hashes
- Observe the results



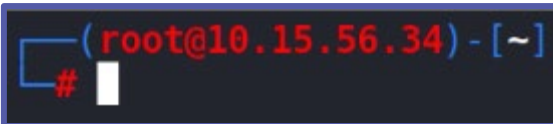
Log into Kali Linux

- Open the Kali Linux Environment
- Open Terminal
- Login as the root user with the following command:

```
sudo su -
```



- Notice the command prompt is now **root@kali**



Create Rainbow Table

- Type the following command*:

```
rtgen -h
```

- Read the options available when using this command to create a rainbow table
- Type the following command:

```
rtgen md5 loweralpha 1 5 0 16000 16000 0
```

- This will create a rainbow table using the MD5 hash algorithm with a hash length of 16 based on input restricted to 5 characters that are lowercase letters
- This will take time!*

```
(root@10.15.85.23) ~[-]
# rtgen -h
RainbowCrack 1.8
Copyright 2020 RainbowCrack Project. All rights reserved.
http://project-rainbowcrack.com/

usage: rtgen hash algorithm charset plaintext_len_min plaintext_len_max tab
le_index chain_len chain_num part_index
       rtgen hash algorithm charset plaintext_len_min plaintext_len_max tab
le_index -bench

hash algorithms implemented:
  lm HashLen=8 PlaintextLen=0-7
  ntlm HashLen=16 PlaintextLen=0-15
  md5 HashLen=16 PlaintextLen=0-15
  sha1 HashLen=20 PlaintextLen=0-20
  sha256 HashLen=32 PlaintextLen=0-20

examples:
  rtgen md5 loweralpha 1 7 0 1000 1000 0
  rtgen md5 loweralpha 1 7 0 -bench
```

```
(root@10.15.85.23) ~[-]
# rtgen md5 loweralpha 1 5 0 16000 16000 0
rainbow table md5 loweralpha#1-5 0 16000x16000 0.rt parameters
hash algorithm:      md5
hash length:         16
charset name:        loweralpha
charset data:        abcdefghijklmnopqrstuvwxyz
charset data in hex: 61 62 63 64 65 66 67 68 69 6a 6b 6c 6d 6e 6f 70 71
72 73 74 75 76 77 78 79 7a
charset length:      26
plaintext length range: 1 - 5
reduce offset:       0x00000000
plaintext total:     12356630

sequential starting point begin from 0 (0x0000000000000000)
generating...
16000 of 16000 rainbow chains generated (0 m 35.8 s)
```



*Rainbow Crack is already installed on the CYBER.ORG Range
Use the following command to install (if not installed):
sudo apt-get install rainbowcrack

Create Hashes

- Navigate to the folder with Rainbowcrack

```
cd /usr/share/rainbowcrack
```
- Create a sample hash for a 5 character lowercase input by using the following command:

```
echo -n "david" | md5sum
```
- Repeat this process three more times for other inputs.
- Create a new file called "*hashes.txt*" in a text editor

```
leafpad hashes.txt
```
- Copy and paste each output into the "*hashes.txt*" file
- Save each hash on a new line

```
(root@10.15.85.23) - [/usr/share/rainbowcrack]
# echo -n "david" | md5sum
172522ec1028ab781d9dfd17eaca4427 -

(root@10.15.85.23) - [/usr/share/rainbowcrack]
# echo -n "ruth" | md5sum
81ea66d57d6b827ef722f4f20f8a669c -

(root@10.15.85.23) - [/usr/share/rainbowcrack]
# echo -n "ali" | md5sum
86318e52f5ed4801abe1d13d509443de -

(root@10.15.85.23) - [/usr/share/rainbowcrack]
# echo -n "philip" | md5sum
7b40760b8ebbf7da8ebe42af07de0e5 -

<hashes.txt>
File Edit Search Options Help
172522ec1028ab781d9dfd17eaca4427
81ea66d57d6b827ef722f4f20f8a669c
86318e52f5ed4801abe1d13d509443de
7b40760b8ebbf7da8ebe42af07de0e5
```



Crack a Hash using Rainbowcrack

- First run the following command to sort all `.rt` tables in the current directory to make binary search possible

```
rtsort .
```

- Copy the MD5 hash output from the previous command:

```
echo -n "<name>" | md5sum
```

- Crack the hash using the command

```
rcrack . -h <MD5 hash>
```

- Observe the output with the plaintext answer shown for the matching hash

Hash from
"david"

```
(root@10.15.85.23) - [~/usr/share/rainbowcrack]
# rcrack . -h 172522ec1028ab781d9dfd17eaca4427
1 rainbow tables found
memory available: 1141188198 bytes
memory for rainbow chain traverse: 256000 bytes per hash, 256000 bytes for
1 hashes
memory for rainbow table buffer: 2 x 256016 bytes
disk: ./md5_loweralpha#1-5_0_16000x16000_0.rt: 256000 bytes read
disk: finished reading all files
plaintext of 172522ec1028ab781d9dfd17eaca4427 is david

statistics
-----
plaintext found:                1 of 1
total time:                    20.43 s
time of chain traverse:        17.90 s
time of alarm check:          2.51 s
time of disk read:             0.00 s
hash & reduce calculation of chain traverse: 127984000
hash & reduce calculation of alarm check: 17738434
number of alarm:                27022
performance of chain traverse: 7.15 million/s
performance of alarm check:    7.06 million/s

result
-----
172522ec1028ab781d9dfd17eaca4427 david hex:6461766964
```



Crack a file of hashes using Rainbowcrack

- Crack multiple hashes at once stored in a file using the command:

```
rccrack . -l <filename>
```

```
(root@10.15.85.23) - [~/usr/share/rainbowcrack]
# rccrack . -l hashes.txt
1 rainbow tables found
memory available: 1140827750 bytes
memory for rainbow chain traverse: 256000 bytes per hash, 1024000 bytes for
4 hashes
memory for rainbow table buffer: 2 x 256016 bytes
disk: ./md5_loweralpha#1-5_0_16000x16000_0.rt: 256000 bytes read
disk: finished reading all files
plaintext of 86318e52f5ed4801abeld13d509443de is ali
plaintext of 81ea66d57d6b827ef722f4f20f8a669c is ruth
plaintext of 172522ec1028ab781d9dfd17eaca4427 is david

statistics
-----
plaintext found:                3 of 4
total time:                      239.35 s
time of chain traverse:          81.87 s
time of alarm check:            157.29 s
time of disk read:               0.00 s
hash & reduce calculation of chain traverse: 511936000
hash & reduce calculation of alarm check:  945326335
number of alarm:                 222139
performance of chain traverse:    6.25 million/s
performance of alarm check:      6.01 million/s

result
-----
172522ec1028ab781d9dfd17eaca4427 david hex:6461766964
81ea66d57d6b827ef722f4f20f8a669c ruth hex:72757468
86318e52f5ed4801abeld13d509443de ali hex:616c69
7b40760b8ebbf7da8ebe42af07de0e5 <not found> hex:<not found>
```



Observe the Results

- The rainbow table created, solved 3 out of 4 hashes
- The one plaintext it did not find was for “*philip*” which is more than 5 characters
- If the word is between 1-5 characters in length, the table can solve ~100% of the password
- The more rainbow tables we generate, and the longer they are, the more possibilities to crack the password – however long tables require a LOT of space!

```
(root@10.15.85.23) - [~/usr/share/rainbowcrack]
# rcrack . -l hashes.txt
1 rainbow tables found
memory available: 1140827750 bytes
memory for rainbow chain traverse: 256000 bytes per hash, 1024000 bytes for
4 hashes
memory for rainbow table buffer: 2 x 256016 bytes
disk: ./md5 loweralpha#1-5 0 16000x16000 0.rt: 256000 bytes read
disk: finished reading all files
plaintext of 86318e52f5ed4801abe1d13d509443de is ali
plaintext of 81ea66d57d6b827ef722f4f20f8a669c is ruth
plaintext of 172522ec1028ab781d9dfd17eaca4427 is david

statistics
-----
plaintext found:                3 of 4
total time:                      239.35 s
time of chain traverse:          81.87 s
time of alarm check:            157.29 s
time of disk read:              0.00 s
hash & reduce calculation of chain traverse: 511936000
hash & reduce calculation of alarm check:    945326335
number of alarm:                 222139
performance of chain traverse:    6.25 million/s
performance of alarm check:       6.01 million/s

result
-----
172522ec1028ab781d9dfd17eaca4427 david hex:6461766964
81ea66d57d6b827ef722f4f20f8a669c ruth hex:72757468
86318e52f5ed4801abe1d13d509443de ali hex:616c69
7b40760b8ebbf7da8ebe42af07de0e5 <not found> hex:<not found>
```



How to Defend against Rainbow Table Attacks

- Salt those passwords!
 - A salt is string of characters added to a password before it is hashed
 - Using a unique salt for each user makes using a rainbow table more difficult.
 - The rainbow table has to be recomputed for each user.
 - If a password is found, which part is the hash and which is the password?
- Key Stretching
 - “Hashing the hash”
 - Hashed values are hashed multiple times to increase the computation time required to hash each password
- How else can you defend against Rainbow Tables?

